

Robert D. Fierro, Managing Director ~ (718) 746-8272 ~ Cell (917) 705-1108 ~ bob@biodatatrack.com

Jay Kilgore, Managing Analyst ~ (859) 333-5460 ~ jay@biodatatrack.com

Frank Mitchell, Director of Biomechanics ~ (859) 420-1220 ~ frank@biodatatrack.com

*BreezeFigs*TM Results—Sales of 2007-2013

These are the results of a comprehensive study on how *BreezeFigs*TM has served as both a selection tool at the 2-year-old sales and a handicapping tool at *Daily Racing Form*'s online site, www.drf.com. The study covered every aspect of the data generated at what were the major 2-year-old sales in the country each year from 2007 through 2013.

The report will provide the buyer, pin-hooker, handicapper and other interested parties a comprehensive and objective look at how horses that came out of these sales fared on the racetrack during their 2-year-old season through June 30th of their 3-year-old career, and, subjectively, to detail how the *BreezeFigs* system fared during that time.

***BreezeFigs* Defined**

Simply stated, a *BreezeFig* is a speed-figure that combines the time of the work (speed), stride-length, angulation, segmental distances in the body and a unique “thrust” factor for each horse that breezes at a 2-year-old in training sale. A true biomechanical study of a horse in motion it works just like most other speed figures—the higher the number, the faster and classier the horse should be—regardless of breeze time and stride length alone.

Based on a three-year analysis of live races at a major track we found that 76% of horses that finished first, second or third had the same characteristics detailed above. With the advent of digital video technology, DataTrack also analyzed breeze show data yielding a “Par” *BreezeFig* for each sale. Fewer than 10% of the horses in any sale turn out to be stakes caliber. The Pars for each sale are so close that we have developed a “National Par” *BreezeFig* so that horses with similar *BreezeFigs* can be compared from year to year.

BreezeFigs are calculated separately for colts and fillies, and for each breeze distance (one-eighth, a quarter mile, three-eighths, sometimes half a mile) and surface (dirt, synthetic, turf) for each sex. There are four Groups:

- G1:** Horses qualifying on all Speed, Stride Length and other proprietary numbers;
- G2:** Horses qualifying on all but one of the above factors;
- G3:** Horses that qualify on one of the above factors;
- G4:** Horses that are non-qualifiers on any of the above factors.

Until all sales went to just one breeze show, a horse that worked the same distance at two breeze shows (usually a week apart) was awarded its higher *BreezeFig*; those that work two different distances earned two *BreezeFigs*. That practice ended several years ago and that data has been taken into account for this study resulting in only one *BreezeFig* per horse per sale – its best regardless of the distance.

Horses that earn **BreezeFigs** that place them in G1 or G2 **at all sales** are considered the best racing candidates. Horses that earn **BreezeFigs** that place them **no more** than 2 points below Par **at select sales** may fall into G3 and very rarely G4, but are also considered among the best racing candidates in those sales depending on the quality of the racing circuit where they are based.

The sales tracked herein include one that is no longer in operation and are identified by abbreviations throughout.

The sales which have historically had the best results on the racetrack are:

- OBSFEB (OBS Calder, Florida, which ended in 2010, dirt);
- BARMAR (Barretts March, at Fairplex in California, dirt)
- FTFMAR (Fasig-Tipton Florida, which has shifted between Calder, Palm Meadows, Adena Springs and in beginning in 2015 will be at Gulfstream Park, dirt and turf)
- OBSMAR (OBS March, Ocala Training Center, Florida, synthetic)
- KEEAPR (Keeneland April, Lexington, Kentucky, dirt and turf in 2007, synthetic and turf through 2014, will revert to dirt and turf in 2015).
- OBSAPR (OBS April, Ocala Training Center, Florida, synthetic),
- EASMAY (Fasig-Tipton Maryland, Timonium, dirt)
- OBSJUN (OBS June, Ocala Training Center, Florida, synthetic, added in 2013)

Study Parameters

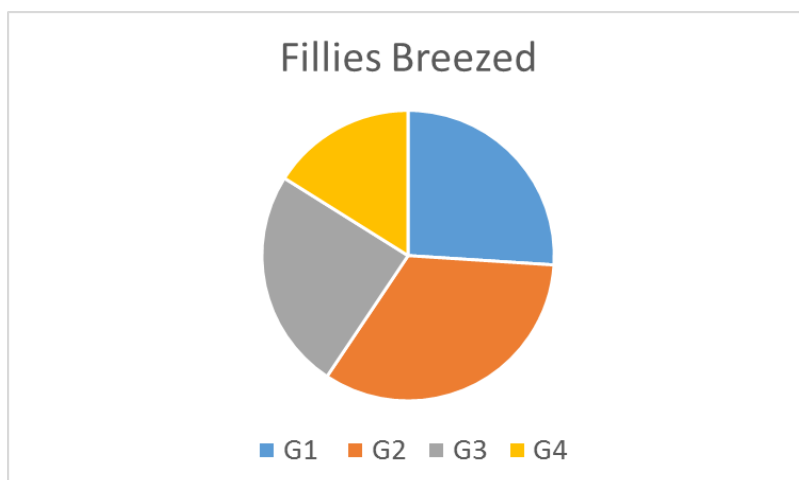
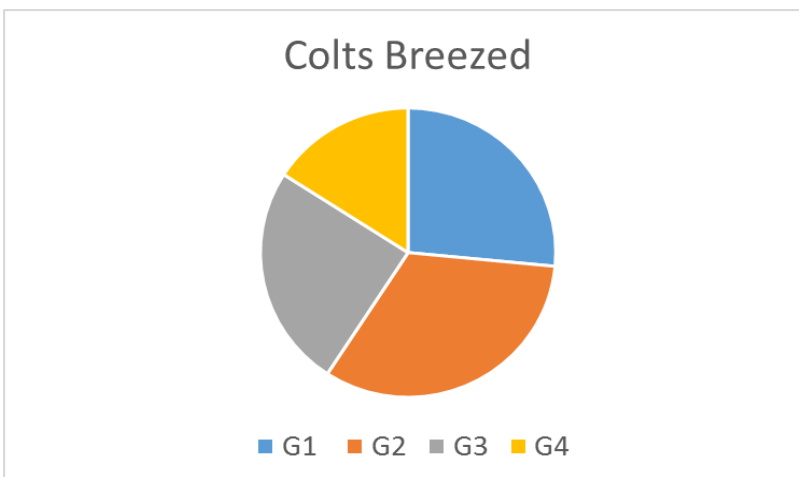
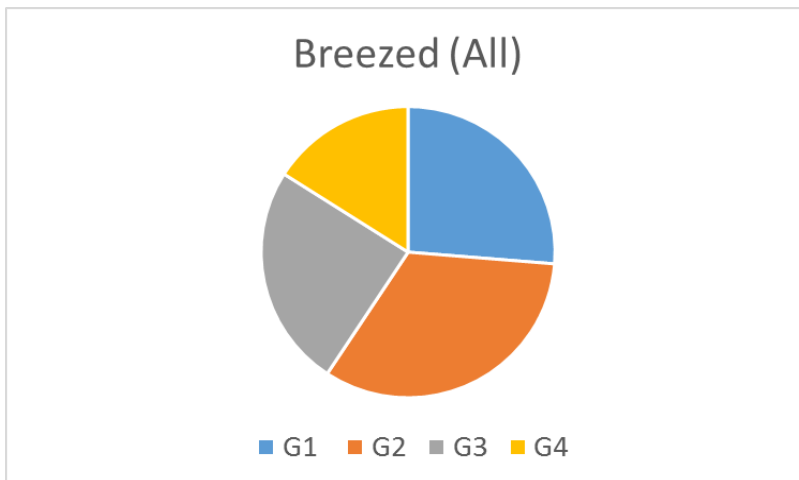
There were some limitations imposed on the study. Some were dictated by logic and time, others by parameters of the daily **BreezeFigs** sheets provided at the *Form's* site, which only tracks the first four starts of each horse. We feel believe that is plenty of time for most horses to show their true worth with one exception: *DataTrack continues tracking those horses that earn black type regardless of the start through June 30th of its 3-year-old season.* In addition, only North American racing results are reported.

Thus, a horse had to break its maiden within its first four starts to be counted as a winner in this study, which means several very promising horses are included in the non-winners in our statistics who won their fifth or sixth starts and are went on to be black-type earners. But this levels the playing field for all sales and more clearly focuses on the effectiveness of **BreezeFigs** as a selection and/or handicapping tool for early return on investment. (Horses who fail to win in their first four starts are included in the part of the study relating to stakes achievement).

Those who keep records of these sales should be informed that the number of horses that are listed as having breezed at each sale will always exceed the number of horses listed as sold. That's because DataTrack counts as a valid candidate every horse that had at least one timed workout at each of the sales, regardless of whether it was subsequently scratched from the sale (SCR) or failed to reach its reserve at the sale (RNA). *Thus, in past performances where these horses appear, there is never a reference to these horses having appeared at a 2-year-old sale. Only the daily **BreezeFigs** sheet on www.drf.com will carry this information which should be crucial to handicappers.*

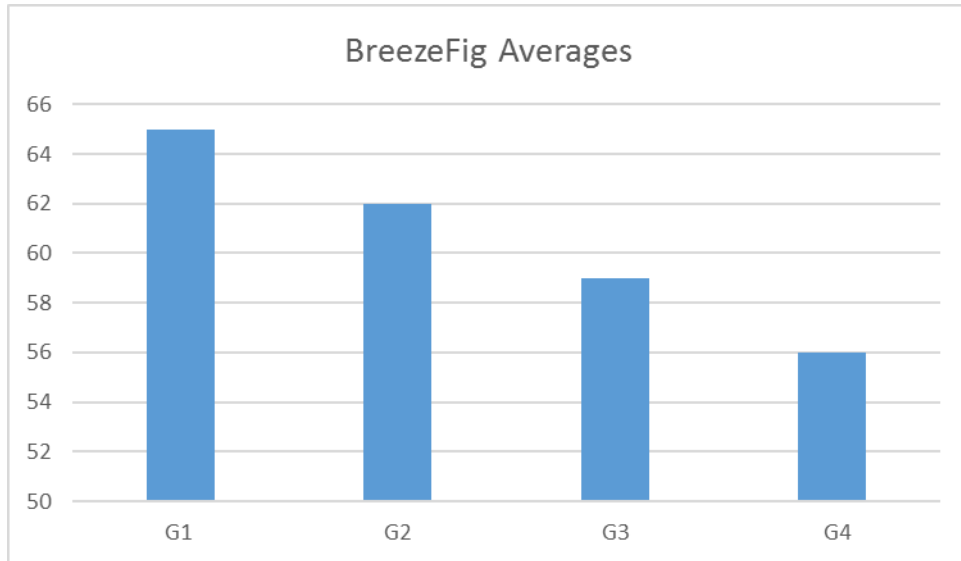
The Data Set

There were 17,065 2-year-olds that breezed at least one time at the 2-year-old sales of 2007-2013 and they are covered in this study—9,159 colts (54%), 7,906 fillies (46%). Of that number, 10,198 (60%) made at least one start in North America through June 30th of their 3-year-old season. Here are the percentages of horses that fell into each *BreezeFigs* Group:



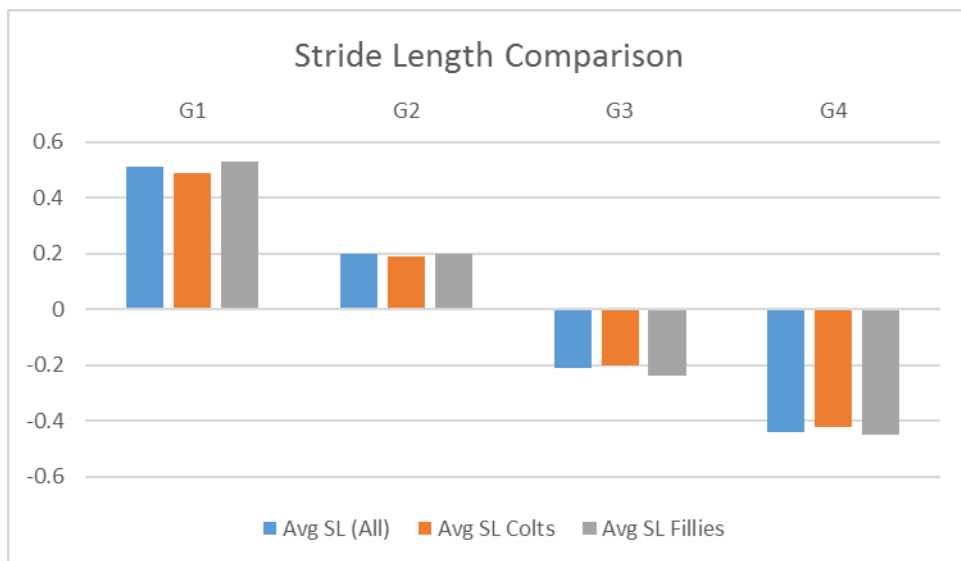
BreezeFig Averages

The average **BreezeFig** for all breezes from 2007 through 2013 for both colts and fillies was 61. The chart below shows the average **BreezeFig** for each Group over that period:



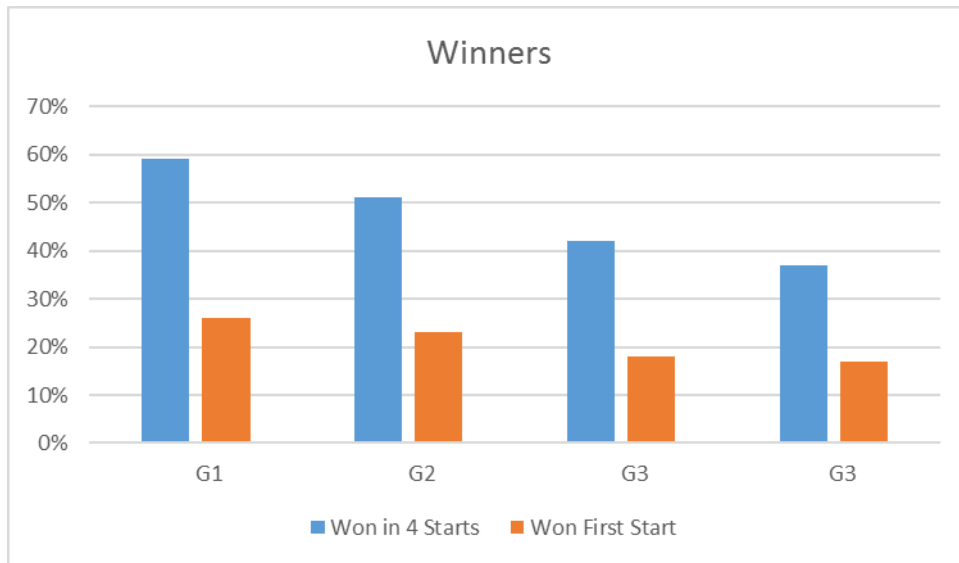
Stride Length Averages

Stride lengths are measured in increments of one-eighth of a foot (.125 inches). It has been estimated that a stride length difference of four inches between Horse A and Horse B equals 15 feet of actual distance in a mile race. Keeping that in mind, here are the differences above or below the average stride lengths for both sexes for each Group.



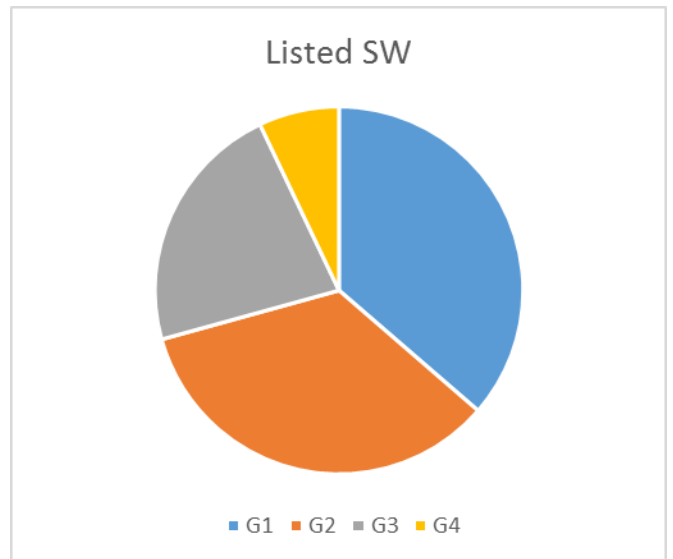
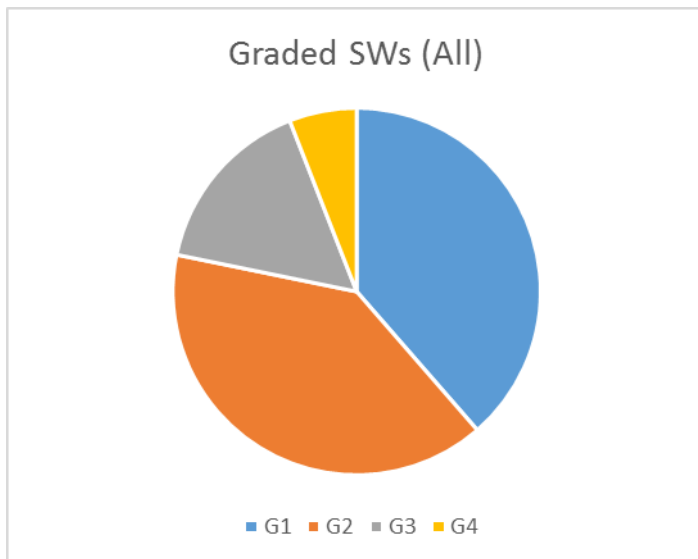
When Do They Win?

Two-year-old sales are popular because they ostensibly offer a quicker return on investment than do the yearling sales—assuming the horses are all equally prepared to run within a couple of months of purchase. **BreezeFigs** has become a benchmark for determining which 2-year-olds get to the wire first earliest in their careers. Here is what the data shows for the more than 10,000 of sales-horses who got to the races before June 30th of their 3-year-old year.



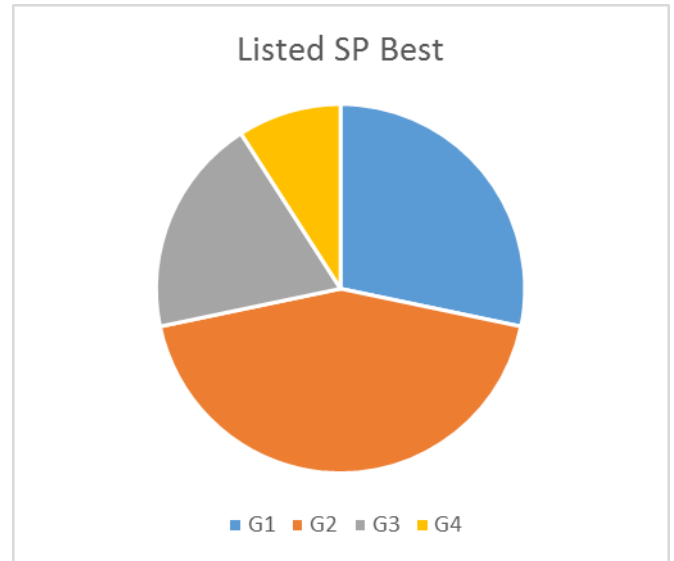
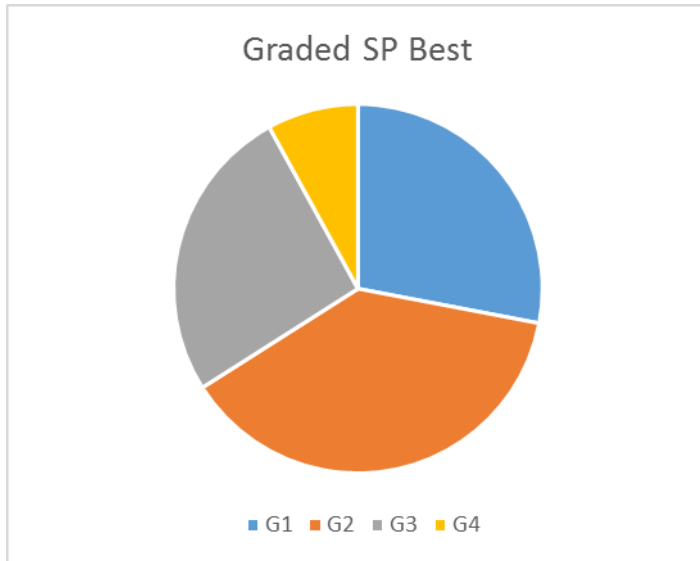
Stakes Winners

There were 589 individual stakes winners from these sales, 179 Graded and 410 Listed or Restricted. This is how the horses were spread across the **BreezeFigs**:



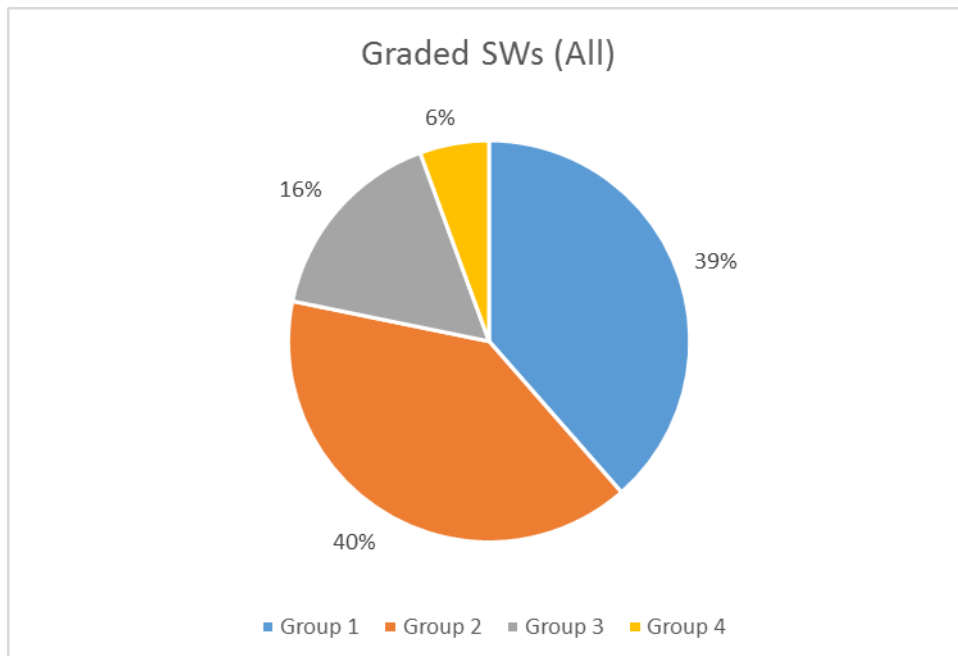
Stakes-Placed Horses

In addition, there were 595 horses that never won a stake but placed in a black type event, 300 Graded and 295 in Listed or Restricted. This is how the horses were spread across the *BreezeFigs*.



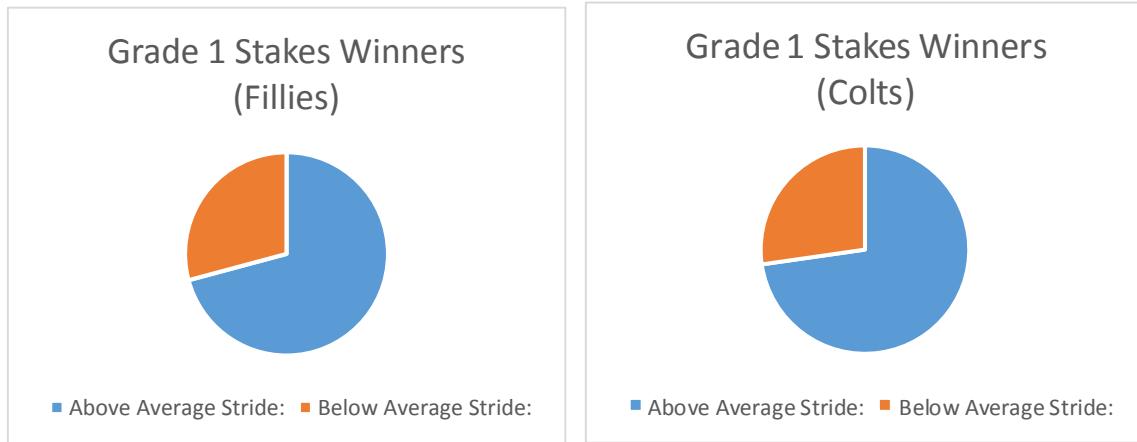
Graded Stakes Winners by Group

The chart below shows how horses which breezed at the major 2-year-old sales from 2007 to 2013 have succeeded in winning Graded Stakes through June, 2014 according to the *BreezeFigs* Group in which they ranked on the day they breezed at a sale.



Graded 1 Stakes Winners by Stride Length

The epitome of racing success is owning a horse that wins a Grade 1 race. Below are two charts comparing stride lengths of horses which breezed at the major 2-year-old sales from 2007 to 2013 that went onto win Grade 1 races.



Conclusion

Our services can cut buyer “look lists” by half or reduce inspection to a variety of Best in Sale options.

In addition to basic **BreezeFigs**, DataTrack offers a wide variety of additional services at the sales for buyers or consignors which are not reflected in the data on www.drf.com including slow motion analysis of individual horse efficiency, Cardio Score and biomechanical analysis.

More information is available by contacting any of our team members. Each of DataTrack’s partners can provide information on packages and fees and can be reached at the e-mail addresses and phone numbers listed above (or see our website www.biodatatrack.com for further details).

Handicappers are free to contact us **by e-mail only** with questions you might have regarding **BreezeFigs**.

#####